



ATE has an App for our Event with Eventpedia!

Follow the instructions below to download the app. Please keep in mind that the instructions may vary from iPhone to Android and other devices.

Get the App.

1. **Scan** this QR code with your phone or tablet camera/QR reader: (The QR code will take you to your respective stores based on the device.)



App Store URL: <https://itunes.apple.com/us/app/eventpedia-go%21/id1052185229?mt=8>

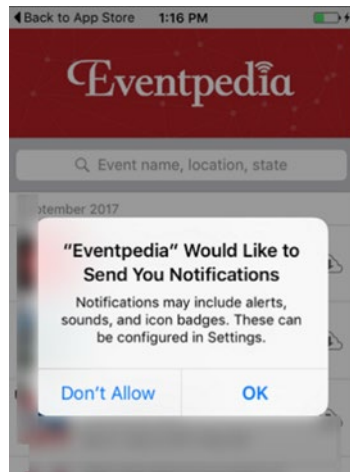
Play Store URL: <https://play.google.com/store/apps/details?id=com.avodigy.eventpediago>

2. Tap *Get* or *Install* the app.




Find our event.

1. **Open the app:** Upon opening the app for the first time, you will be asked to accept notifications. Eventpedia recommends that you **click “ok”** so the app is notification enabled.



2. **Search for the event:** Type: “**ATE 2024**” into the Search Bar in the “Upcoming tab”, you will see ATE’s logo and event name, “**ATE 2024 Annual Meeting**”




3. **Download the Event:** Tap the download button next to the event name. 20.4 MB

Access the App.

1. **Log-in.** In the User Name field enter your **email** that you used to register for the conference.

Enter Password: **AM24**

Tap **Sign In**.



2. Tap “**Yes**” to allow notifications.

3. **Success!** You will now be able to explore the app with the most up-to-date information.

Follow us on Facebook [@assocoftchreducators](#) and on X (Twitter) [@AssocTeacherEd](#)

Share or Tweet about the Event